



# POLAREXPLORERS

## SOUTH GEORGIA ISLAND AND THE SHACKLETON CROSSING



### THE GALAPAGOS OF THE SOUTHERN OCEAN

Exquisitely scenic, overflowing with wildlife and steeped in history. You won't forget this journey!

Want Antarctica in a nutshell and more? This is it! You will marvel at the scenery (the island has more than 160 glaciers dropping down to the sea) and be amazed by massive colonies of marine mammals and sea birds numbering in the millions. As one of the most remote and wild places on Earth South Georgia gets few visitors, access is only by sea, and it has no permanent residents. But this was not always so. The island was an important whalers base and common "last stop" for explorers en route to Antarctica. Its most famous visitor was Ernest Shackleton who made an epic crossing of the island in his successful attempt to save the crew of his ship, Endurance. Qualified adventurers can join us on a re-creation of this crossing. With so much to offer it's no wonder that National Geographic Traveller Magazine selected this trip for its highly coveted "50 Tours Of A Lifetime" award.

#### Cruise Skill Level 1 2 3 4

Skill level 1 means that no outdoor experience is necessary. An eager spirit and sense of adventure will get you through! You will be required to climb several stairs into and out of the ship and you will spend time walking on uneven terrain while ashore. Contact us with any questions regarding your participation.

#### Crossing Skill Level 1 2 3 4

Your level of skill and physical conditioning must be high as you may encounter adverse conditions that will test your abilities. You'll spend both days and nights in some of the most extreme conditions the planet has to offer. You will test all your limits. Trip specific preparation is required, and you must obtain the consent of the trip leader to participate.



## Daily itinerary

**Pre-Expedition:** Arrive in Puerto Madryn, Argentina.

**Day 1:** You'll meet with your guide to review your kit and ensure that you have everything you need for the expedition. We will officially kick off the adventure with a welcome reception at 6 PM. This is a great time to meet the other participants and review the expedition itinerary.

**Day 2:** Puerto Madryn - We embark and set sail for South Georgia Island. Golfo Nuevo is known for its visiting Southern Right Whales and we have a good chance of seeing them as we head to open water.

**Day 3-4:** At sea. The ship is followed by several species of albatrosses, storm petrels, shearwaters and diving petrels.

**Day 5:** Falkland Islands. This day is spent in the western part of the Falklands. Weather permitting we will visit the largest Black-browed albatross colony in the world.

**Day 6:** Port Stanley. This is the capital of the Falklands and we explore its combination of Victorian charm and South American characteristics. Colorful houses, well-tended gardens, English-style pubs and a number of stranded clipper ships from the 19th century help to make this a very interesting place to explore.

**Days 7-8:** At sea - During these days we cross the Antarctic Convergence where the relatively warm waters of the sub-Antarctic meet the frigid waters of Antarctica. Entering Antarctic waters the temperature will drop by as much as 10 degrees C in only a few hours. Thanks to the Convergence the water is high in nutrients and we expect to see an abundance of southern sea birds including albatross, petrels, skuas, prions and shearwaters.

**Days 9-16:** South Georgia Island - The ship-based passengers will explore the coastlines of South Georgia

including Pegotty Bluff where Shackleton, Crean and Worsley departed on their historic trek, and also Cape Rosa where the *James Caird* first landed on South Georgia Island. The ship will then head to the northwest corner of the island. Highlights of this area include Prion Island, breeding site to the huge wandering albatross, and Salsbury Plain, the second largest king penguin colony on South Georgia and home to thousands of penguin and elephant seals. Meanwhile the "Shackleton Crossers" will depart the ship at King Haakon Bay along the southern coast. The crossing starts with an ascent of the Murray Snowfield to the Trident Ridge, a likely first-night campsite. From here the team will descend to the Crean Glacier and make their way toward the nunatak that marks camp 2. From the nunatak camp the team will cross Fortuna Glacier to Breakwind Pass, a possible camp 3, before descending to Fortuna Bay. The ship will meet the team at Fortuna Bay and, weather permitting, pick up most of the equipment allowing them to make the final trek to the Stromness whaling station with light

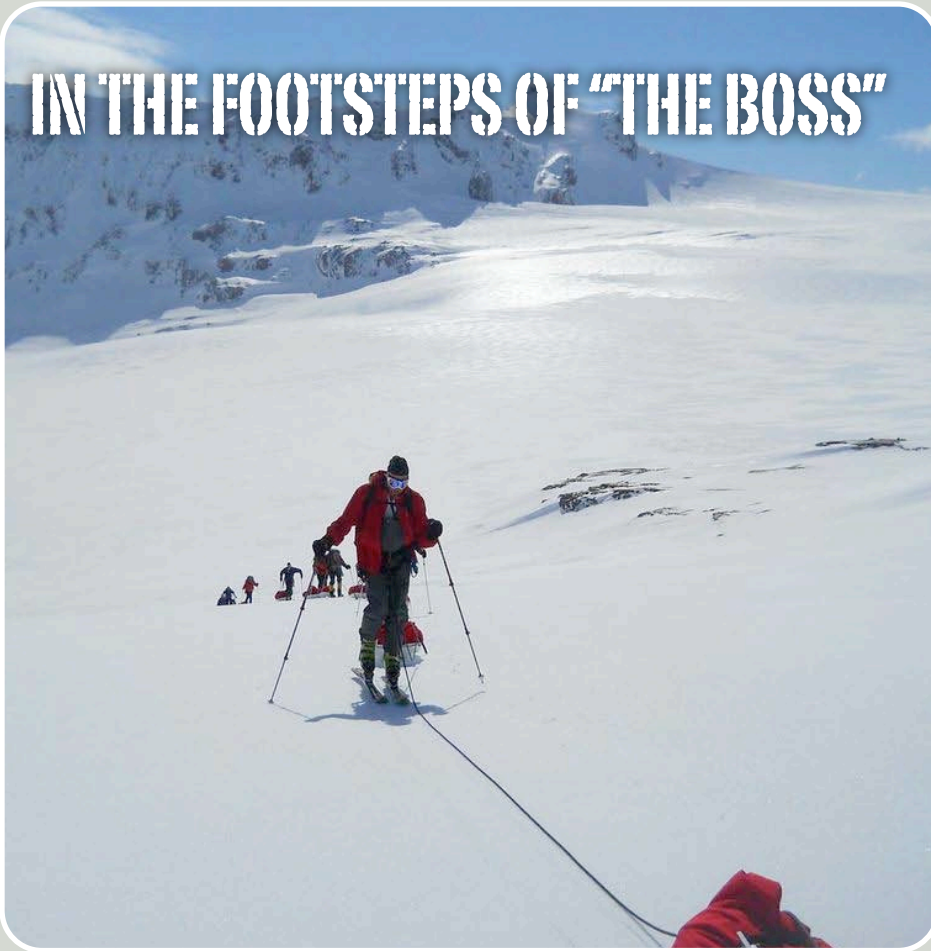
"South Georgia is more like Antarctica than much of Antarctica."

backpacks. If conditions are favorable passengers from the ship will be able to join the crossers for this final trek known as the "Shackleton Walk". The ship will meet the hikers at Stromness, the very site where Shackleton finally reached civilization. After Stromness we visit the remaining "must see" sites including Grytviken, where Shackleton is buried alongside his right hand man, Frank Wild. Here king penguins often walk in the streets and seals have taken over the buildings. We also intend to visit Ocean Harbor, Gold Harbor, Drygalski Fjord, St. Andrew's Bay, Right Whale Bay and several other locations. Zodiac landings and opportunities for hiking will compliment the daily lectures provided by the expedition staff.

**Days 17-20:** At sea. Be on the lookout for the McCormick skua and the Snow petrel. Also Orcas may make a visit.

**Day 21:** Arrival in Ushuaia and Disembark.

# IN THE FOOTSTEPS OF "THE BOSS"



## Two expeditions in one:

Have a loved one who doesn't like camping? This is the perfect opportunity to combine your love of adventure with their appreciation for comfort. While you do the crossing they can enjoy the wonderful dining, activities and comfort of the ship. You will only be a part for a few short days.



## Traverse South Georgia Island using Shackleton's 1916 historic route

The crossing of South Georgia Island took Shackleton 36 hours, without rest. He and his companions made the crossing with only a compass to guide them and wood screws from their lifeboat (the *James Caird*) fastened to their shoes for traction. They carried 90 feet of rope and an old carpenter's adze. Our 40 km crossing is planned to take 3-4 days and we will be taking time to enjoy the scenery and historical significance of the route. The terrain is rugged and mountainous and we will be traveling on glaciers. This expedition is part polar slog and part mountain travel. You will experience steep ascents and descents as well as glacial travel that requires teams to be roped-up. There is no technical climbing. You will be pulling a sled that weighs approximately 20-30 kilo. Experience with glacial travel and crevasse rescue is important. We can help you get this

experience if you don't already have it. A review of these skills will be a part of our ship-time schedule en route to South Georgia Island.

"Thanks for such a wonderful experience. We appreciate the excellent guiding and safe crossing of the island. The "fun meter" registered a 10+"

Weather on South Georgia Island is fast-changing and perhaps the greatest variable on the expedition. You may experience gorgeous blue sky mornings followed by a blizzard of sleet in the afternoon. You might be blown away by the incredible views or have only enough visibility to see your ski tips. A positive outlook and the ability to adapt to changing conditions will serve you well on this incredible journey.

[Contact us](#) for more information including a clothing & equipment checklist, map of our route, and more.

# "AMAZING..."



## Connect with PolarExplorers

Phone:

[+1-847-256-4409](tel:+18472564409)

Email:

[annie@polarexplorers.com](mailto:annie@polarexplorers.com)

Skype:

[polarexplorers](https://www.skype.com/user/polarexplorers)

Facebook:

[facebook.com/polarexplorers](https://www.facebook.com/polarexplorers)

YouTube:

[www.youtube.com/polarexplorers](https://www.youtube.com/polarexplorers)

## Ask us for references!

The best way to learn about this expedition is to talk to someone who has already done it. Ask us for references from your city or country and we will put you in contact with someone who has done this expedition and can give you the "inside scoop".

## Travel arrangements:

This expedition will start in Puerto Madryn, Argentina. Puerto Madryn has a small airport served by Aerolinas Argentinas with several flights each week. A larger airport with daily flight service from Buenos Aires can be found 60 miles away in Trelew, Argentina. Commercial shuttles from Trelew to Puerto Madryn are available.

## Additional information:

Please contact us for links to our [expedition videos](#), expedition reviews, equipment checklist, dates and rates and FAQ.

## Meet us:

We are always free to meet you, check your gear, or discuss your expedition via Skype or Google.



## Dates & Rates **November 1-21, 2015**

Price for the South Georgia Expedition is based on cabin choice.

Price for Shackleton Crossing is based on cabin choice PLUS \$6,500 USD

- Superior cabin: \$17,950\* USD per person
- Twin deluxe cabin: \$16,200\* USD per person
- Twin cabin with window: \$15,350\* per person
- Twin cabin with porthole: \$14,550\* USD per person
- Triple cabin with porthole: \$13,250\* USD per person
- Quadruple cabin with porthole: \$12,150\* USD per person

*Single occupancy: All cabins 1.7 times the share price.*

**\* If world fuel prices will reach or exceed USD 120 per Barrel Brent 90 days prior to departure the ship provider, Oceanwide Expeditions, reserves the right to levy a fuel surcharge of USD \$25 per passenger per night.**

### Included:



- ✓ Welcome reception
- ✓ All meals on voyage
- ✓ Free use of rubber boots
- ✓ Group transfer in Ushuaia
- ✓ All shore/zodiac activities
- ✓ All lectures and programs
- ✓ Pre-departure materials

### Not Included:

- X Any airfare
- X Pre and post land arrangements
- X Transfers to the vessel
- X Passport and visa expenses
- X Govt. arrival & departure taxes
- X Meals ashore
- X Trip insurance
- X Medical evac insurance (required)
- X Customary gratuity



# “STUNNING...”



### Helpful Forms & Info

[PolarExplorers Application](#)

[Planning Your Polar Adventure](#)

[PolarExplorers Medical Form](#)

[Travel Insurance quotes](#)